

Education is our Business



Budget at a Glance
Fiscal Year 2009-10

**Rockton School
District 140**



District 140 Mission & Vision



Our Mission:

To Provide excellence in education with support from our community



Our Vision:

The Rockton School District believes in and is committed to meeting the needs of all children academically, emotionally, physically, and socially so they may become adaptable, compassionate, inquisitive, and knowledgeable adults. We further believe that the best environment for achieving these goals combines the love, cooperation and resources of the family, community and school.



We Believe:

- All children have the ability to learn and succeed with encouragement, support and guidance involving a team effort of students, staff, families and community.
- The child who knows he/she is loved and valued will give his/her best.
- All students can be taught and it is our responsibility to find what works for them.
- What we teach our children is what our future will be!
- Everyone must feel physically and emotionally safe in order to achieve.
- Education is a public responsibility and community involvement is critical to our success.
- Parents and families are an integral part of a successful education.
- Everyone in the school community is responsible for teaching and learning.
- We are all role models for children.



Table of Contents

INTRODUCTION

This publication has been prepared for the purpose of assisting the community in understanding the budget of Rockton School District 140 for the fiscal year 2009-2010. This publication is a supplement to the full District budget, which is also available to the community.

DISTRICT OVERVIEW

Letter from the Superintendent & Board President.....	Page 4
Board of Education Members.....	Page 5
Points of Pride.....	Page 6
District Demographics & Report Card.....	Page 8
ISAT Test Results.....	Page 9
Budget Highlights.....	Page 10

REVENUES

Sources.....	Page 11
State Aid & Property Tax.....	Page 12
State Support.....	Page 13

EXPENDITURES

By Fund & Object.....	Page 14
Expenditures by Year & Fund Balance.....	Page 15
Enrollment Projections.....	Page 16

CONCLUSION

Planning for the Future.....	Page 17
Contact Information.....	Page 18



Letter from Superintendent & Board President

Dear Community Member:

Rockton School District 140 is proud to be part of a community that values education, its children, and its future. As leaders of District 140, we take seriously our responsibility to educate our students and to provide sound financial planning for our school district. We focus our time, our energy and our resources on improving instruction and enhancing the day-to-day interaction between teachers and students. We prioritize activities, focus funding, and allocate and reallocate resources to serve our schools more effectively.

The two main sources of revenue to operate our schools are local property taxes and general state aid. Two important factors have caused us to predict revenue shortfalls the coming year and into the future. First, lower property values, combined with a drastic reduction in residential construction, have resulted in more of a decrease of property tax revenues than what was anticipated. Second, the state of Illinois is severely behind in its payments of aid to our district. As of March 2010, the state owes our district over \$400,000 for expenses that were budgeted for the district this year. No one at the state level can provide us with answers as to when or if these payments are scheduled to be made.

With all the uncertainty about our revenues for 2010-11 school year, it is critical that we make cautious plans about our expenses for the coming years. If we continue spending at our current rate with these reduced revenues, we may have no alternative but to implement very deep cuts in our staff and programs. As with other school districts across the state, it is imperative that we find and implement ways to limit our expenses.

This "Budget at a Glance" booklet continues our community conversation about fiscal accountability and student achievement. It is designed to help put all the facts and figures into perspective. It explains where our schools get their funding, how those funds are spent, and where our financial and instructional future lies. You will see that District 140 makes every effort to provide quality educational services to our community.

Rockton School District 140 will continue to honor our community's values and priorities, and we look forward to working with our community as partners in education.

Sincerely,

Jean Harezlak
Superintendent

Brenda Warren
Board President





Board of Education Members



Brenda Warren
President

Served since 1995



James Meason
Member

Served since 2002



Sarah Praneis
Vice President

Served since 2005



Chanice Michowski
Member

Served since 2009



Larry Schubert
Secretary

Served since 1987



William Midgett
Member

Served since 2009



Laura Neece
Member

Served since 2005



Points of Pride & Initiatives

- ◇ **Strategic Planning** - The RSD utilizes a process for long term planning that involves the community, staff, and parents. The strategic planning process involves a measured review and analysis of the current district status, a purposeful discussion of desired goals and, finally, a carefully designed set of directions to insure the district's future success. The efforts of our strategic planning task force, combined with the work of action teams, have yielded a results-based strategic plan for our district that maintains high standards for student achievement.
- ◇ **Achievement scores** - RSD has a legacy of excellent academic performance. At least 93% of our students have met or exceeded state standards each year since 2006, when the state of Illinois mandated that reading and math be tested in grades 3-8. Since the inception of the federal No Child Left Behind Act, RSD has consistently met and exceeded the targets for Adequate Yearly Progress.
- ◇ **School climate** - The District recognizes the importance of a strong school climate in order for achievement to occur. RGS's character education focuses on the following traits; respect, responsibility, caring, honesty, acceptance, perseverance, self-discipline and teamwork. We start each month with an all school assembly to introduce a trait, followed by classroom lessons throughout the month to reinforce the positive behavior.

WPES's character education program builds on the traits presented in the primary grades and continues with the 8 Keys of Excellence (integrity, failure leads to success, speak with good purpose, this is it, commitment, ownership, balance, flexibility). Each month teachers select students who are recognized for modeling the positive character traits they have learned. Excellent behavior is rewarded with fun events throughout the school year.

Class Act is a part of Stephen Mack's continuous effort to be proactive and preventative in our approach to school violence and student conflict. This program acknowledges positive student behavior, promotes the inclusion of all students and incorporates monthly lessons in all classrooms that focus on respecting differences and speaking out against negative or inappropriate behavior. In addition, the lessons provide students with the skills to intervene in bullying situations and/or behaviors. The Peer Support Program is a multifaceted program that promotes students helping students. It includes Peer Buddies who are assigned to new students entering SMMS, Peer Tutoring, Peer Mediations to help students resolve student conflicts and work through disagreements, and Natural Helpers who are trained in listening and communication skills and learn ways to help others.



- ◇ **Staff Development / Professional Learning Communities** - RSD teachers work in collaboration to monitor student progress and develop instructional strategies and interventions to address individual needs. These teams consist of classroom teachers, administrators, the school psychologist, reading specialist, and social worker. Teachers also work with the instructional coach during these meetings to design lessons and interventions that target the specific needs of the children in their classrooms.




Points of Pride & Initiatives

Teachers use a variety of student assessment tools, including the Measures of Academic Progress (MAP) test. Assessment data are analyzed on a regular basis to assist in the design of classroom instruction.

- ◇ **Technology initiative** - During the 09-10 school year every instructional classroom in the district's three buildings has received interactive technology tools to significantly enrich the learning environment. A joint effort of the Parent-Teacher Organization and the Board of Education resulted in more than 67 classrooms receiving interactive white boards, the LCD projectors and all the installation tools that this technology uses to transform teaching and learning. This technology supports the educational goals of the district to prepare our students for the challenges of the 21st century.
- ◇ **Facilities upgrades** - RSD has a commitment to maintain and enhance the school properties to insure a safe and inviting learning environment for students and staff. During the 09-10 school year, the district was able to refurbish the SMMS roof and construct an evacuation path and a sidewalk at SMMS, drywells for drainage at RGS and WPES, additional parking at WPES, and a new recreation area with a handicap accessible swing set at SMMS.
- ◇ **Parental support** - Our **Parent / Teacher Organization** and our **Booster Club** bolster our schools with their continuous support in the form of both volunteers and finances. Over the years these two organizations have provided funds that financed playground equipment, a track, soccer fields, and technology tools. In addition, they have sponsored events and activities for family enjoyment every year.
- ◇ **Extra-curricular activities**: Our students have the opportunity to participate in academic and arts programs that prepare them for high school. We offer a full complement of middle school activities for boys and girls in academics, sports, enrichment programs, band, choir, and drama. The district strives to provide productive and enriching activities for students in their free time.
- ◇ **Community**: The community is invited and welcomed in our schools to assist as classroom helpers, academic tutors, field trip chaperones, and speakers. In addition, RSD is fortunate to have The Rockton Elementary Education Foundation (REEF), a not-for-profit organization established in 1992 by a group of private citizens interested in providing means to enrich and enhance the educational programs and opportunities for all children in the RSD. Through this program, REEF is able to select special educational opportunities that go beyond the normal school curriculum to provide a "margin of excellence" for our students. These programs and activities surpass what can be offered through normal school revenues.
- ◇ **Park-like settings** - Both RSD campuses enjoy appealing surroundings that promote physical activity such as a track, playgrounds, and walking paths.





District Demographics & Report Card

Founded in the 1830's by Stephen Mack, Rockton is the home of Winnebago County's first permanent settlement. Rockton School District 140 was founded in 1975 and encompasses 50 square miles in northern Winnebago County. Its three schools house approximately 1,590 students in Pre-Kindergarten through eighth grades.

Rockton School District 140 has three schools, organized by the following grade levels:

Rockton Grade School:	Grades Pre-K - 2
Whitman Post Elementary School:	Grades 3 - 5
Stephen Mack Middle School:	Grades 6 - 8

According to the 2009 Illinois District Report Card, the following are District 140 demographics:

- Racial/Ethnic Breakdown
 - White—89.5%
 - Hispanic—3.3%
 - Black—2.7%
 - Asian/Pacific Islander—2.4%
 - Multi-racial/Ethnic—2.0%
 - Native American—.1%



- Attendance Rate—96.0%
- Average Class Size—19 to 27 students (depending on grade level)
- Pupil-Teacher Ratio—17.9:1

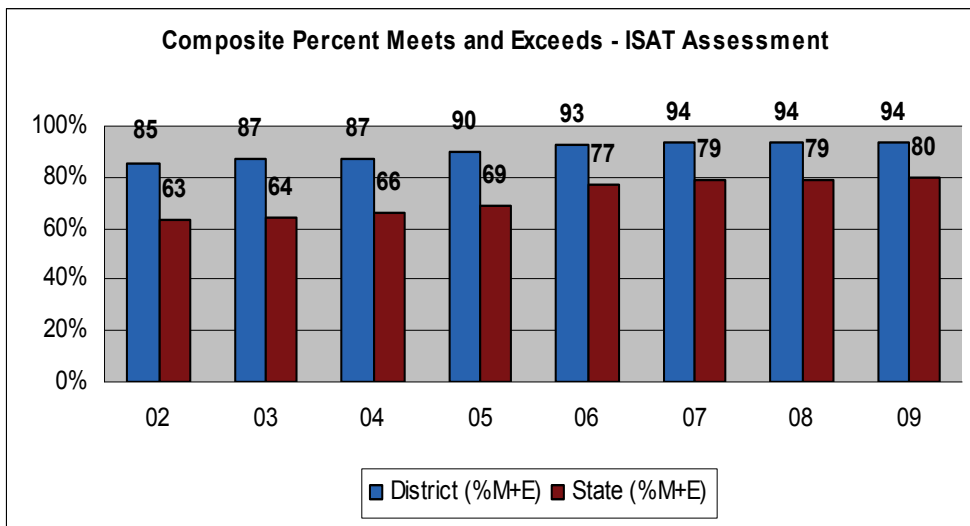
The District currently employs 210 people:

- Certified Staff: 112
- Support Staff: 92
- Administration: 6
- Teachers with Bachelor's Degrees: 36
- Teachers with Master's Degrees or more: 76



ISAT Test Results

Rockton School District 140 provides exemplary instruction that is delivered by highly-qualified teachers. Over the past eight years (2002-2009), the performance of District 140 students on the Illinois Standards Achievement Test (ISAT) continually improved and exceeded state averages, as illustrated on the chart (below).



The results in the table below represent the percentage of students who met or exceeded the state standards for each grade level and subject area. For the complete 2009 Illinois School Report Card, please visit the Rockton 140 website.

ISAT 2009	Reading	Math	Science	Writing
	District - State	District - State	District - State	District - State
3rd grade	86% - 72%	97% - 85%		88% - 62%
4th grade	88% - 74%	96% - 86%	97% - 77%	
5th grade	95% - 74%	98% - 82%		75% - 54%
6th grade	96% - 80%	95% - 82%		92% - 69%
7th grade	93% - 78%	95% - 83%	95% - 80%	
8th grade	96% - 84%	94% - 82%		92% - 66%



2009-2010 Budget Highlights

In October 2009, the Rockton School District 140 Board of Education adopted a \$13,716,354 budget for the 2009-2010 school year.

In July 2005, the District received a Standard & Poor (S&P) bond rating of A2 and has retained this rating for the issuance of the General Obligation Limited School Bonds in 2009. The A2 rating reflects the district's modest and mostly rural tax base, healthy general fund position, and below average debt burden. Moody's Investors Services, a global service for credit ratings, believes the district's financial position will remain healthy due to conservative budgeting practices and strong reserve levels. The district has experienced steady growth in the recent past, and enrollment is expected to grow at approximately 2.5% annually for the next five years.

The Illinois State Board of Education system for assessing a school district's financial health is called the Financial Profile. Over the last five years, the district has received an overall average financial score of 3.71 out of 4.00. This score places the District in the highest category for financial strength, labeled "Financial Recognition". The same high recognition is anticipated for fiscal year 2009-2010.

The 2009-2010 Financial Profile also illustrates the strength of the District's projected income statement. The FY2010 sum of all the expenditures in the operating funds is projected to be 99% of the corresponding revenues. For FY2009 audit, the District's sum of all the expenditures in the operating funds was 97% of the corresponding revenues. This positive percentage ratio between revenues and expenditures demonstrates the stable condition of the district's financial health.

Our District operates self-funded insurance plans for both medical and dental coverage and has managed to maintain tight controls on the premium costs. The District had a 0% increase in premiums for fiscal years 2003 to 2008. In the fiscal year 2009, we decreased the rate 11% due to low claim history from previous years which resulted in strong renewals. However in FY2010, the district needed to increase rates by 15% from previous year due to higher claims. Thus, from 2003 to 2010 insurance premiums increased by only 4 %.

The District has had somewhat less success in controlling energy costs for school operations. Due to market-based increases in the cost of both oil and electricity, energy expenditures have increased by 183% over the past nine years. For fiscal year 2009-2010 energy costs have been budgeted at \$260,000, a slight decrease from last year through recommendation from our providers. Fortunately, our providers have purchased oil at a reduced price for the winter of 2010.


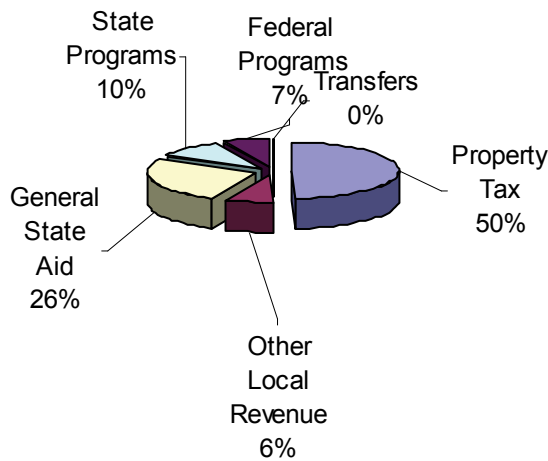


Revenues—Sources

District 140 Revenue Sources	Budget 2009-10
Property Tax	\$ 6,707,358
Other Local Revenue	\$ 1,005,840
General State Aid	\$ 3,631,900
State Programs	\$ 1,439,720
Federal Programs	\$ 978,701
Transfers	0
Total	\$ 13,763,519

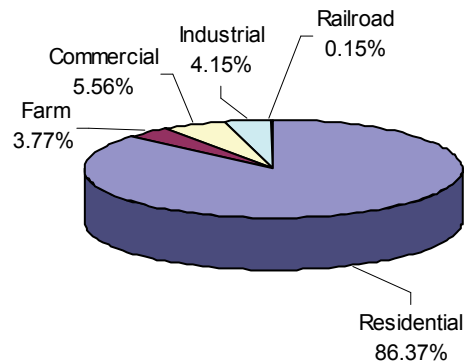
District 140 Revenue Sources

Average State Revenue Sources



Property Tax Sources

Rockton School District has a strong property tax base. The district's Equalized Assessed Valuation relies heavily on the residential portion of the tax base. Rockton's growth of new property has increased the EAV by an average of 8.13% per year over the past 4 years .

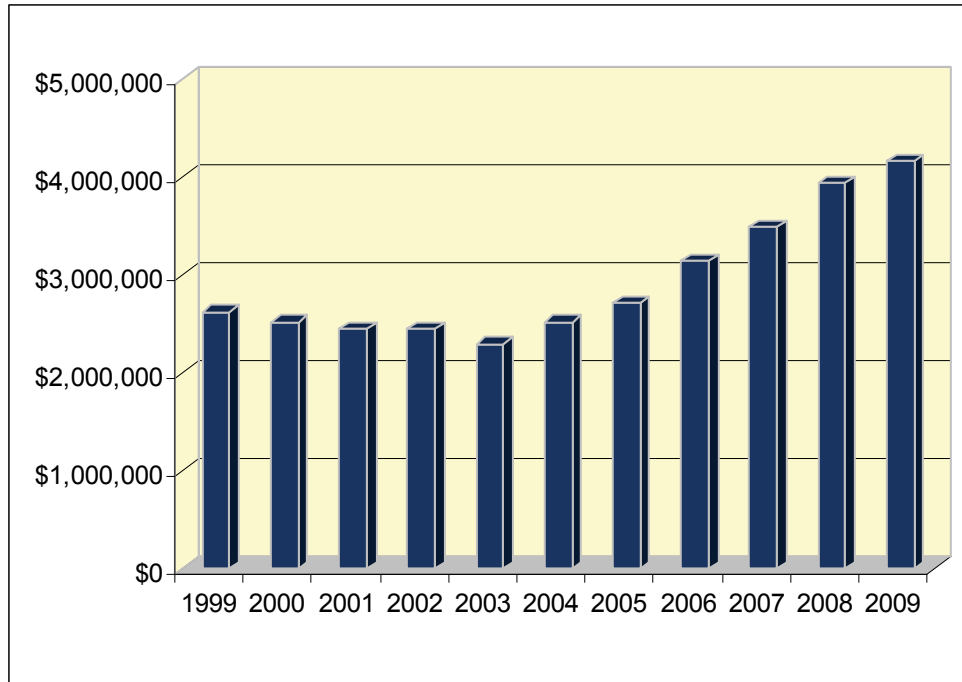




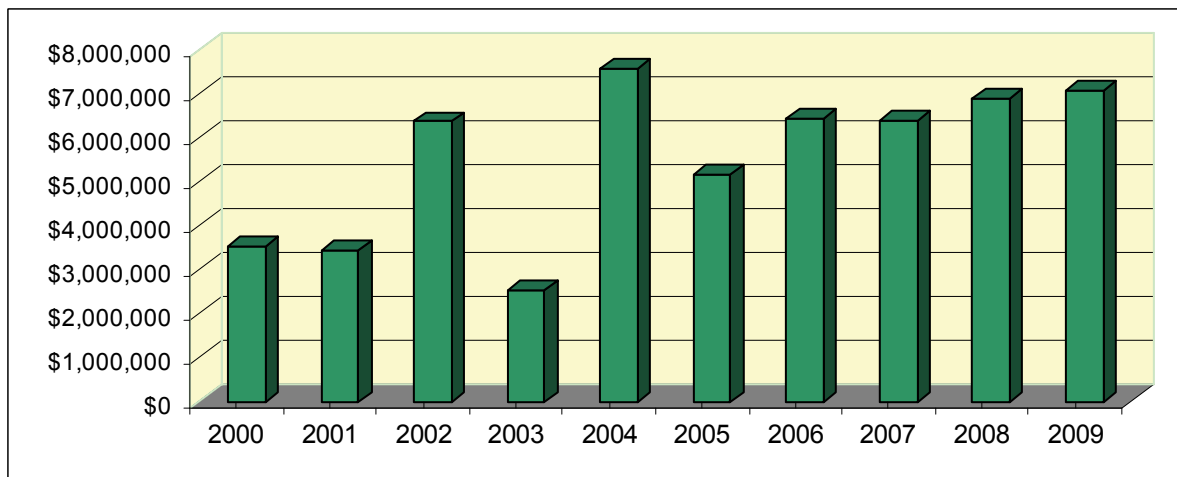
Revenues—State Aid & Property Tax

General State Aid (GSA)

Revenues received from GSA are based on a foundation level of funding per student that is decided annually by the state legislature. The 2010 state foundation level for GSA was \$6,119 per student, however, due to Rockton's strong property tax base, RSD received only about \$2,775. The chart (right) illustrates that RSD remains dependent upon the GSA for almost half of its Education Fund revenue. For FY09, a portion (23%) of the GSA was received through federal stimulus dollars.



Property Tax Revenues





Revenues—State Support

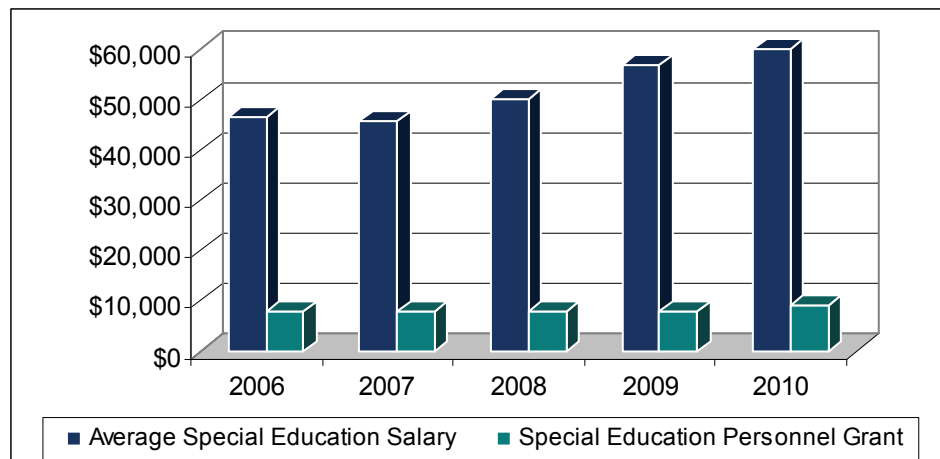
Illinois is falling behind the rest of the nation, ranking 47th among the 50 states in the amount of funding the state provides for education.

The amount of local tax revenues a district receives impacts the amount of State Aid the district receives. The General State Aid Formula includes calculations that take into account local tax revenue, poverty levels, and average daily student attendance -- which all affect the amount of General State Aid the district receives. For the 08-09 school year, the average state aid per student across Illinois was \$6,119; however, after applying the formula above, RSD received only \$2,775 per student. The state also used federal funds from the American Reform and Recovery Act to pay for approximately one-fifth of the district's state aid.

The state and federal governments require the district to provide nearly all of the special education programs it offers. However, both the federal and state legislatures fail to fund these programs fully -- leaving the school district to make up the difference using local revenues. In fact, some federal and state mandates are totally unfunded by grants, while others are funded at a small percentage of the total cost. Among these mandated programs are Special Education, English as a Second Language and Reading for At-Risk Learners.

Special Education Personnel Grant

As the chart illustrates, the state falls short of funding for mandated special education programs. It is projected that the District will spend approximately \$52,000 on an average special education salary, but only \$9,000 is eligible for Special Education Personnel Grant reimbursement.

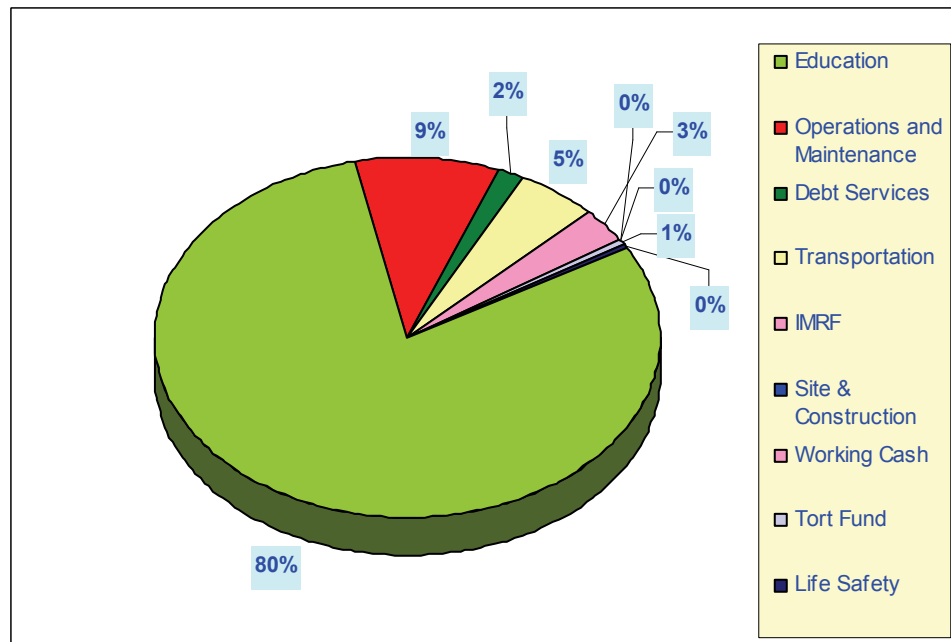




Expenditures—By Fund & Object

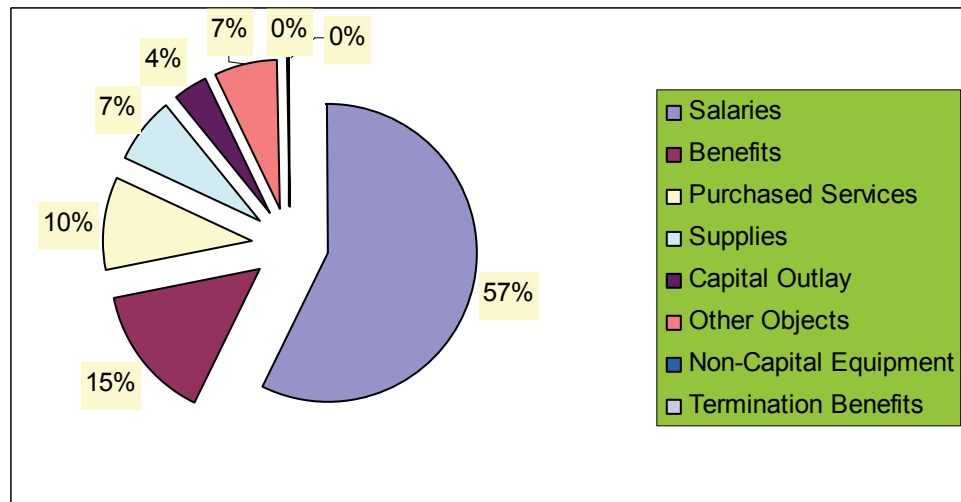
Expenditures by Fund

The Education Fund is the district's largest fund. It contains 80% of all expenditures, which equates to approximately \$11,000,000. The next largest fund is the Operation & Maintenance Fund, followed by the Transportation Fund and then by the IMRF Fund.



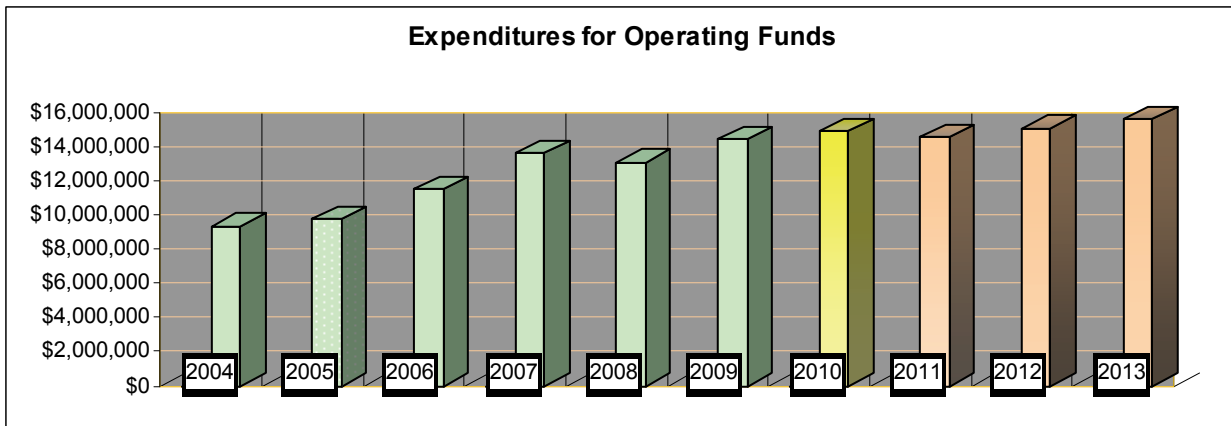
Expenditures by Object

The largest object expenditure is Salaries, which contains 57% of all expenditures, or approximately \$7,900,000. The second largest object is Benefits. Combined, these objects equal about 72% of the District's entire budgeted expenditures.

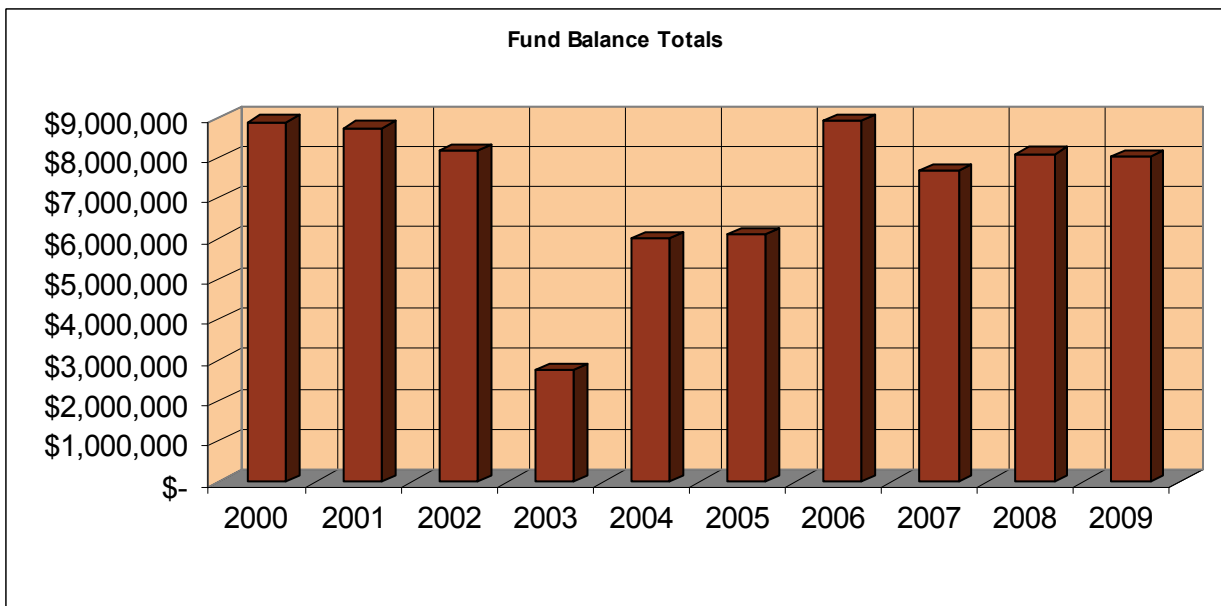




Expenditures



Shown here are expenditures for the three largest funds: Educational, Operations & Maintenance and Transportation. The chart illustrates actual expenditures from Fiscal Years 2004-2009. Budgeted expenditures for Fiscal Year 2010 and projected expenditures for Fiscal Years 2011—2013 are based on a 5-year projection budget plan, with an approximate 5% increase.

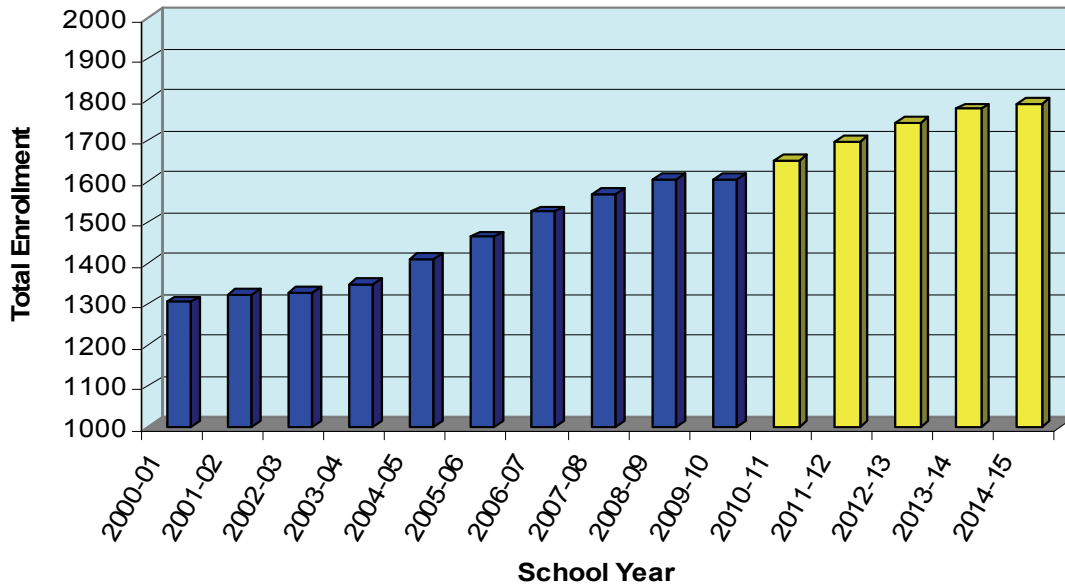


The fund balance represents the cash on hand. This chart shows RSD fund balance from 2000 to 2009. This balance includes restricted funds that can only be used for the district's self-funded health insurance account.



Enrollment Projections

Enrollment History & Projections



Enrollment projections shown above are based on a 2008 demographic study conducted by Dr. Hazel Reinhardt, specialist in demographic analysis.





Planning for the Future

The Rockton School District utilizes a strategic process for long term planning that involves the community, staff, and parents. It has been five years since we began this process and we have accomplished a lot since then. At least 93% of our students consistently meet or exceed state standards in reading and math. Programs and procedures have been implemented in an effort to meet the needs of all our diverse learners. Facilities upgrades have included playgrounds, a track and soccer fields,



recreation area, evacuation paths and walking paths. A district-wide technology initiative equipped over 67 classrooms with interactive boards, the LCD projectors and all the installation tools that this technology uses to significantly enrich the learning environment. And through the commitment and efforts of the strategic planning action team members to address the growth challenges in the district's future, the board was able to move forward on the purchase of 83 acres of land. We now own sufficient land to build two schools on the site.

This strategic planning process demonstrates the effectiveness of engaging staff and community members in the creation of action plans to help the district achieve its goals.

Rockton School District understands the challenge we have accepted as educators – to prepare students for the future that lies ahead. To awaken students' curiosity. To help children discover their potential. We also have another challenge – to do all of these things in a manner that is fiscally responsible to our community. We hope that this booklet has provided a glimpse into how we meet that challenge with true success. In the face of a lack of state funding and ever-rising costs, Rockton School District has still demonstrated outstanding financial practices, boasting an average rating of 3.71 on the Illinois State Board of Education's 4.00 financial rating scale over the last five years. Despite the current economic environment in the nation and our state, we are confident that working together we will discover ways to continue our strong and outstanding public education while facing the financial challenges before us.

When we see our graduates going on to high school, college and careers ready for the world, we see results of the time, talent and commitment of staff, parents and community members who strongly believe in the future success of the Rockton School District.

More information is available on the district website at www.rockton140.org.



	<h2>Contact Us</h2> <p>Jean Harezlak Superintendent 815-624-7143</p> <p>www.rockton140.org</p>
--	--